




How to Register a new TVWD Account

- Proceed to <https://ipn2.paymentus.com/cp/tvwd>
- Click on Register Now

 Login


Email

Password

Don't have an account [Register Now](#)

[Login](#) [Forgot your password?](#)

➤ Please enter all the information below

 **New Account Information**

Email Address

Passwords must meet the following requirements:

- must be at least 8 characters in length
- must contain at least one number and 1 alpha
- only alphanumeric characters are allowed

For enhanced security, do not use proper names, words commonly found in the dictionary or repeating sequences of numbers.

Password

Re-enter password

First Name

Last Name

ZIP Code

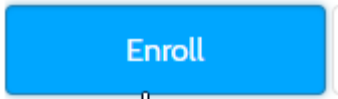
Phone Number

Security Question 1

Security Answer 1

Security Question 2

Security Answer 2



- Click
- Once you click Enroll you are now ready to add your TVWD account information.
- Please enter your Account Number & ID # as shown on your bill.


A screenshot of a web form titled "Add Account". The form has a grey header with the title. Below the header is a section titled "Account Information". Under this section, there is a "Payment Type" label, a radio button, a water drop icon, and the text "Utility Payment". Below this is a horizontal line, followed by the instruction "Please enter your Account Number as shown on your bill." Underneath is the "Account Number" label and two input boxes separated by a hyphen. A mouse cursor is pointing at the first input box. Below that is the "ID#" label and a single input box with the placeholder text "Enter your ID#".

- A handy screen shot is provided on the right side of the webpage.

Where is my Account Number

<p>Tualatin Valley Water District Delivering the Best Water • Service • Value 1850 SW 170th Avenue • Beaverton, Oregon 97003 Pay By Phone (844) 632-2059 • Billing Questions (503) 949-3000 www.tvwd.org</p>	<p>CleanWater Services 2550 SW Hillsboro Highway • Hillsboro, Oregon 97123 Billing Questions (503) 681-4400 • District Office (503) 681-3600 www.CleanWaterServices.org</p>																								
WATER CHARGES	SEWER AND SURFACE WATER CHARGES																								
(See reverse side for details)																									
<table style="width: 100%; border-collapse: collapse;"> <tr> <td style="width: 60%;">Water Residential Volume</td> <td style="width: 20%;">7 CCF</td> <td style="width: 20%; text-align: right;">24.42</td> </tr> <tr> <td>Water Residential Fixed Charge</td> <td></td> <td style="text-align: right;">24.58</td> </tr> <tr> <td colspan="2">Total Water Charges</td> <td style="text-align: right;">53.00</td> </tr> </table>	Water Residential Volume	7 CCF	24.42	Water Residential Fixed Charge		24.58	Total Water Charges		53.00	<table style="width: 100%; border-collapse: collapse;"> <tr> <td style="width: 60%;">Sewer Base Charge</td> <td style="width: 20%;"></td> <td style="width: 20%; text-align: right;">54.90</td> </tr> <tr> <td>Sewer Usage Charge</td> <td>Usage = 8.9 CCF (Based on Winter Usage)</td> <td style="text-align: right;">16.20</td> </tr> <tr> <td>Surface Water Charge</td> <td></td> <td style="text-align: right;">15.50</td> </tr> <tr> <td colspan="2">Total Sewer & Surface Water Management Charges</td> <td style="text-align: right;">86.60</td> </tr> </table>	Sewer Base Charge		54.90	Sewer Usage Charge	Usage = 8.9 CCF (Based on Winter Usage)	16.20	Surface Water Charge		15.50	Total Sewer & Surface Water Management Charges		86.60			
Water Residential Volume	7 CCF	24.42																							
Water Residential Fixed Charge		24.58																							
Total Water Charges		53.00																							
Sewer Base Charge		54.90																							
Sewer Usage Charge	Usage = 8.9 CCF (Based on Winter Usage)	16.20																							
Surface Water Charge		15.50																							
Total Sewer & Surface Water Management Charges		86.60																							
<table style="width: 100%; border-collapse: collapse;"> <tr> <td style="width: 30%;">ACCOUNT #</td> <td style="width: 30%; border: 1px solid red;">123456.01</td> <td style="width: 30%;">ID #</td> <td style="width: 10%; border: 1px solid red;">123456</td> <td style="width: 10%;">Amount Due:</td> <td style="width: 10%; text-align: right;">139.60</td> </tr> <tr> <td>Name:</td> <td colspan="2">TUALATIN VALLEY</td> <td>Billing Date:</td> <td colspan="2" style="text-align: right;">05/16/17</td> </tr> <tr> <td>Service Address:</td> <td colspan="2">1850 SW 170TH AVE BEAVERTON OR 97003-4211</td> <td>Service Period:</td> <td colspan="2" style="text-align: right;">03/02/17 to 05/01/17</td> </tr> <tr> <td></td> <td></td> <td></td> <td>Due Date:</td> <td colspan="2" style="text-align: right;">05/30/17</td> </tr> </table>		ACCOUNT #	123456.01	ID #	123456	Amount Due:	139.60	Name:	TUALATIN VALLEY		Billing Date:	05/16/17		Service Address:	1850 SW 170TH AVE BEAVERTON OR 97003-4211		Service Period:	03/02/17 to 05/01/17					Due Date:	05/30/17	
ACCOUNT #	123456.01	ID #	123456	Amount Due:	139.60																				
Name:	TUALATIN VALLEY		Billing Date:	05/16/17																					
Service Address:	1850 SW 170TH AVE BEAVERTON OR 97003-4211		Service Period:	03/02/17 to 05/01/17																					
			Due Date:	05/30/17																					

➤ Click the other options you want, then click I agree to the Terms & Conditions.

Paperless 

No

E-Bill Notification Preferences For New Bills

Receive email notification

Bill Summary Notifications

Secure PDF eBills

Bill Summary - Pay By Text

Terms & Conditions

[Read the Terms & Conditions](#)

I agree to the Terms & Conditions.

Back to Accounts
Add Account

➤ Finally, Click Add Account

➤ Your account has been added